



**VALDOSTA STATE UNIVERSITY
OFFICE OF INSTITUTIONAL RESEARCH
ENROLLMENT UPDATE—Summer 2019**

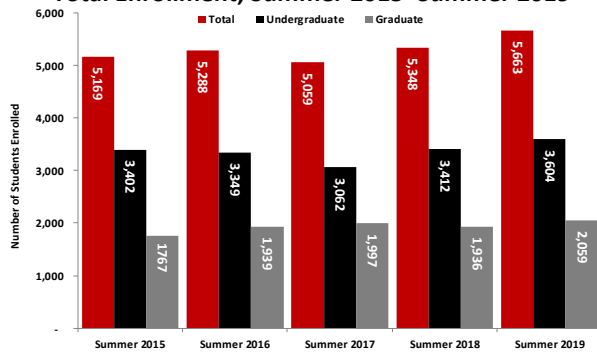
1500 N. Patterson St. Valdosta, GA 31698 • Phone (229) 333-7831
http://www.valdosta.edu/administration/institutional-research



This information has been compiled by the Office of Institutional Research in an effort to provide useful and timely information to the Valdosta State University community. This information will be updated each semester, upon the availability of official data. Please contact the Office of Institutional Research with any questions regarding this publication.

Summer 2019 Enrollment

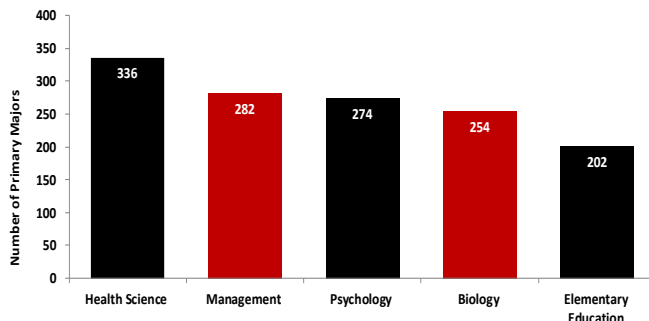
Total Enrollment, Summer 2015–Summer 2019



Total Enrollment by Gender and Ethnicity, Summer 2019

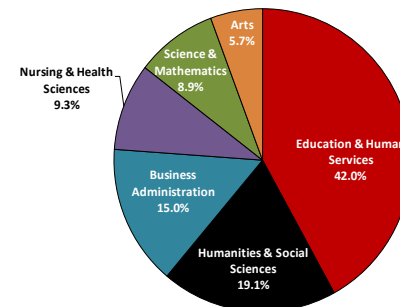
Ethnicity	Female	% of Female	Male	% of Male	Total	% of Total
American Indian/ Alaskan Native	8	0.2%	5	0.3%	13	0.2%
Asian	50	1.3%	68	3.9%	118	2.1%
Black	1,299	33.2%	549	31.3%	1,846	32.6%
Hawaiian/ Pacific Islander	4	0.1%	2	0.1%	6	0.1%
Hispanic	233	6.0%	135	7.7%	368	6.5%
Multiracial	138	3.5%	49	2.8%	187	3.3%
Unknown	24	0.6%	17	1.0%	41	0.7%
White	2,155	55.1%	929	53.0%	3,084	54.5%
Total	3,911	100.0%	1,752	100.0%	5,663	100.0%

Total Enrollment by 5 Largest Declared Majors, Summer 2019



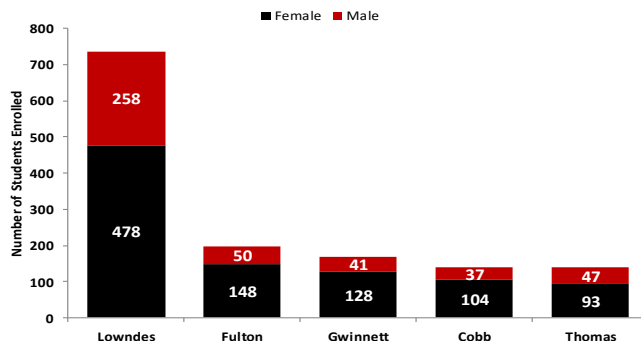
* Health Science includes Exercise Physiology and Nursing

Total Enrollment by College, Summer 2019

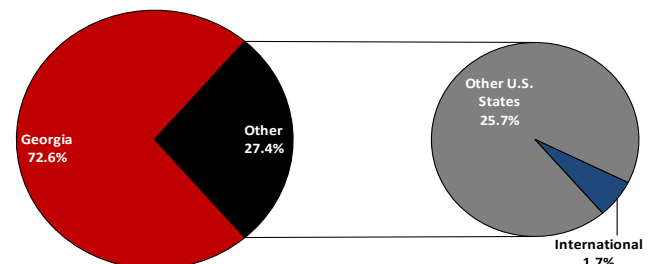


Note: The College of Humanities & Social Sciences includes undecided majors. Pre-business students are included in Business Administration. Pre-nursing students are included in Nursing.

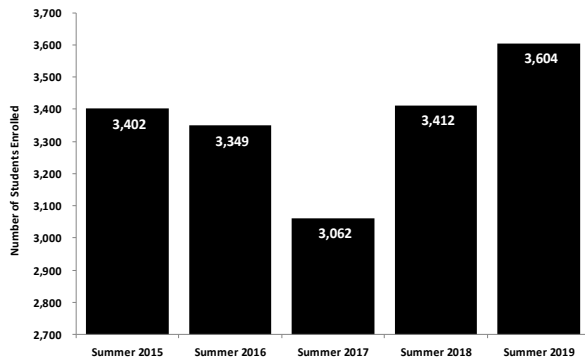
Total Enrollment by Georgia Counties with Highest Enrollment and Gender, Summer 2019



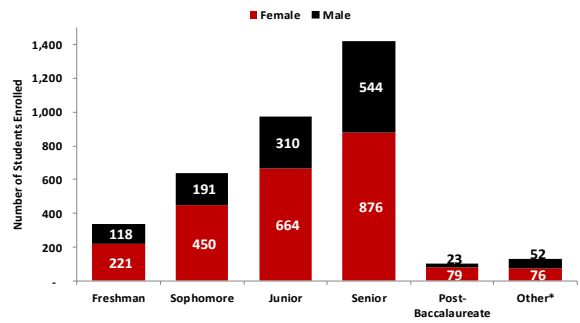
Total Enrollment by Residency, Summer 2019



Undergraduate Enrollment, Summer 2019

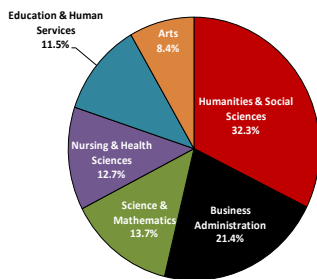


Undergraduate Enrollment by Classification and Gender, Summer 2019



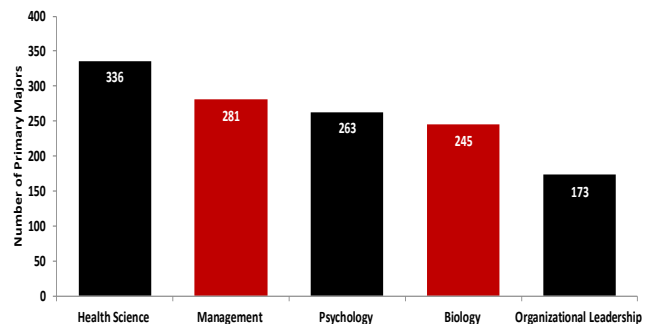
* Includes Joint Enrolled, Transient, and Other.

Undergraduate Students by College, Summer 2019



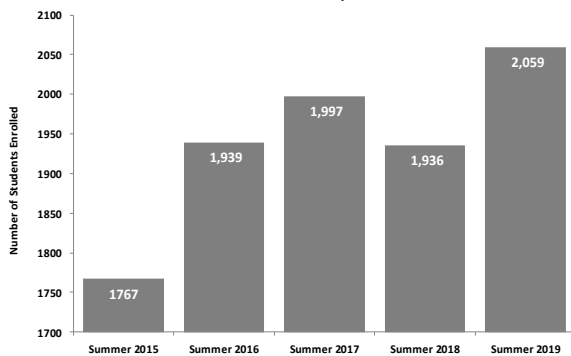
Note: The College of Humanities and Social Sciences includes undecided majors. Pre-business students are included in Business Administration. Pre-nursing students are included in Nursing.

Undergraduate Students by 5 Largest Declared Majors, Summer 2019

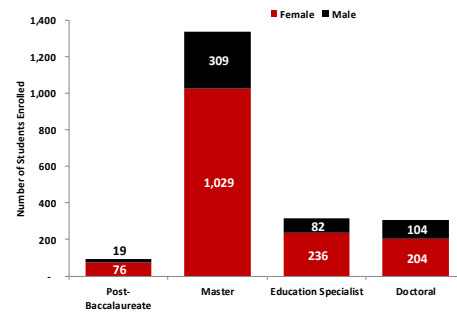


* Health Science includes Exercise Physiology and Nursing

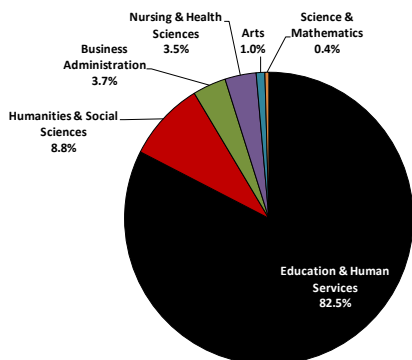
Graduate Enrollment, Summer 2019



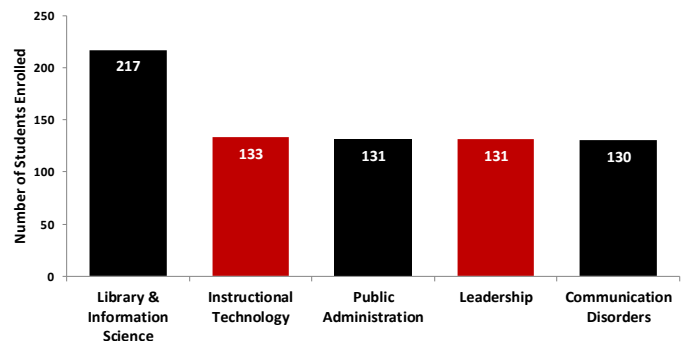
Graduate Enrollment by Classification and Gender, Summer 2019



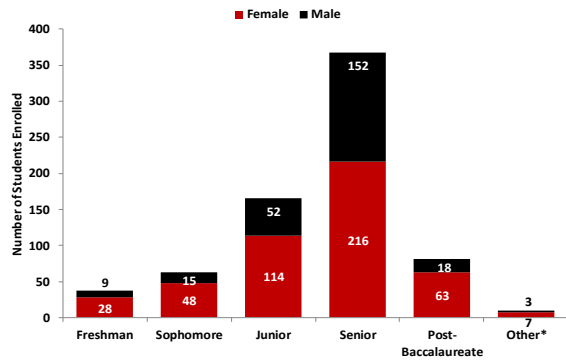
Graduate Enrollment by College, Summer 2019



Graduate Students by 5 Largest Declared Majors, Summer 2019

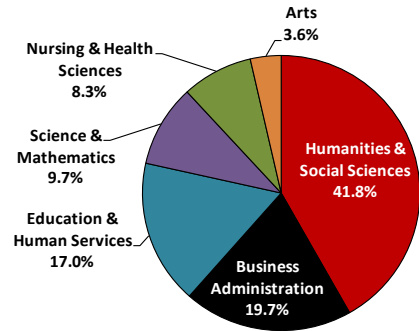


Undergraduate Adult Learners by Classification and Gender, Summer 2019

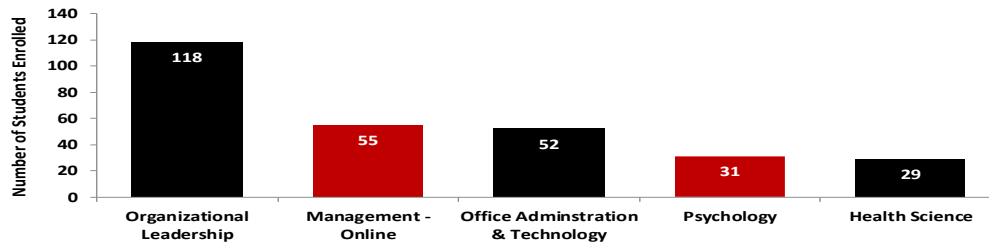


*Includes Joint Enrolled and Transient.

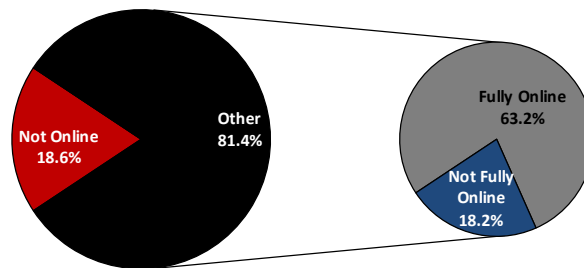
Undergraduate Adult Learners by College Summer 2019



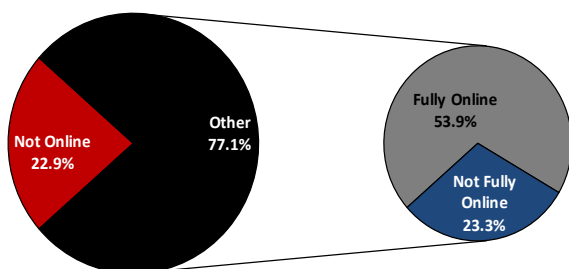
Undergraduate Adult Learners by 5 Largest Declared Majors, Summer 2019



Total Enrollment for Distance Learning, Summer 2019



Undergraduate Enrollment for Distance Learning, Summer 2019



Graduate Enrollment for Distance Learning, Summer 2019

