



**VALDOSTA STATE UNIVERSITY  
OFFICE OF INSTITUTIONAL RESEARCH  
ENROLLMENT UPDATE—Spring 2017**

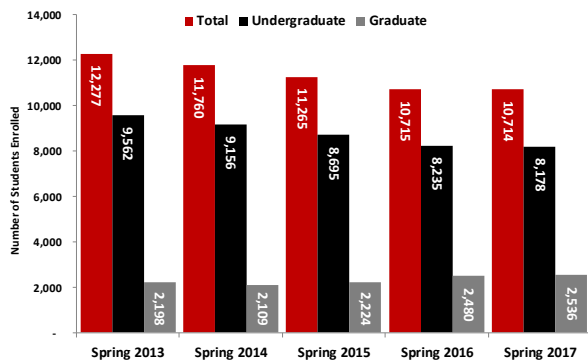
1500 N. Patterson St. Valdosta, GA 31698 • Phone (229) 333-7831  
http://www.valdosta.edu/administration/institutional-research



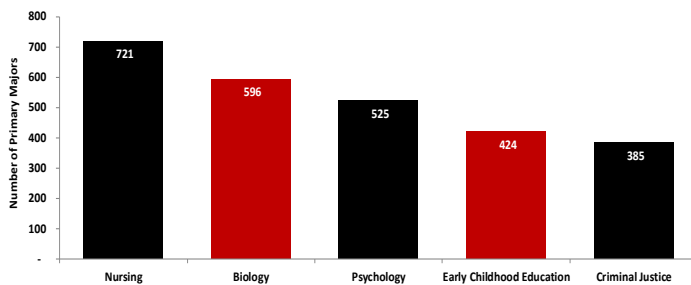
This information has been compiled by the Office of Institutional Research in an effort to provide useful and timely information to the Valdosta State University community. This information will be updated each semester, upon the availability of official data. Please contact the Office of Institutional Research with any questions regarding this.

**Spring 2017 Enrollment**

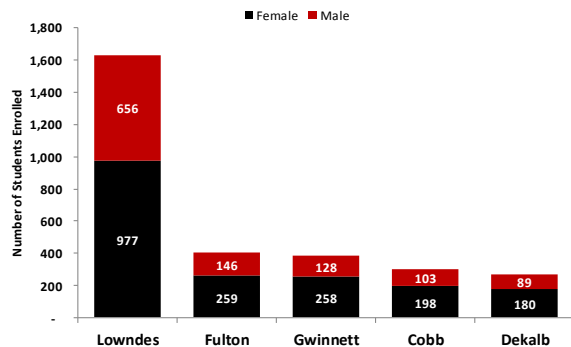
**Total Enrollment, Spring 2013–Spring 2017**



**Total Enrollment by 5 Largest Declared Majors, Spring 2017**



**Total Enrollment of Georgia Counties with Highest Enrollment by Gender, Spring 2017**

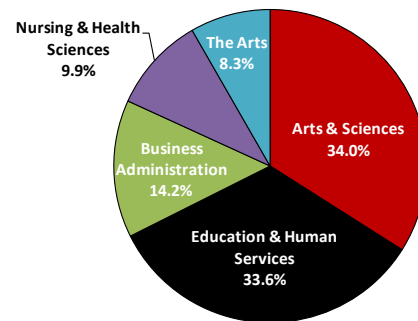


**Total Enrollment by Gender and Ethnicity, Spring 2017**

Ethnicity	Female	% of Female	Male	% of Male	Total	% of Total
American Indian/Alaskan Native	8	0.1%	18	0.5%	26	0.2%
Asian	125	1.8%	159	4.2%	284	2.7%
Black	2,409	34.9%	1,273	33.4%	3,682	34.4%
Hawaiian/Pacific Islander	3	0.0%	6	0.2%	9	0.1%
Hispanic	351	5.1%	220	5.8%	571	5.3%
Multiracial	231	3.3%	114	3.0%	345	3.2%
Unknown	45	0.7%	37	1.0%	82	0.8%
White	3,727	54.0%	1,988	52.1%	5,715	53.3%
<b>Total</b>	<b>6,899</b>	<b>100.0%</b>	<b>3,815</b>	<b>100.0%</b>	<b>10,714</b>	<b>100.0%</b>

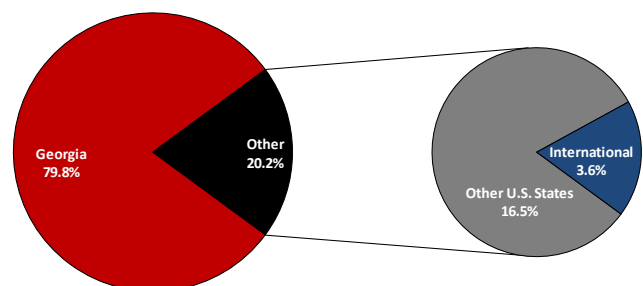
\*Percentages may be off due to rounding.

**Total Enrollment by College, Spring 2017**

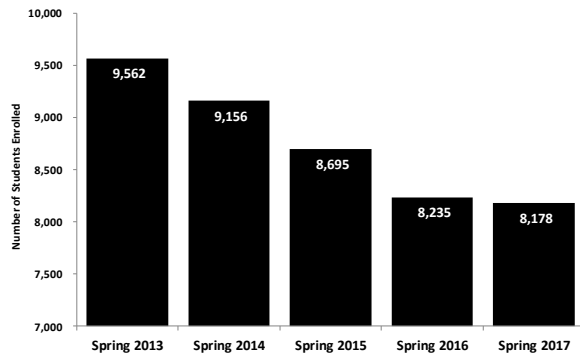


Note: The College of Arts & Sciences includes undecided majors. Pre-business students are included in Business Administration. Pre-nursing students are included in Nursing.

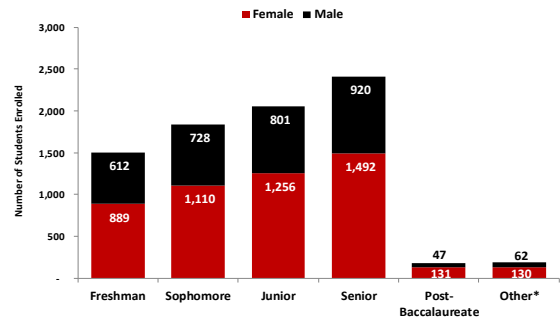
**Total Enrollment by Residency, Spring 2017**



**Undergraduate Enrollment, Spring 2013—Spring 2017**

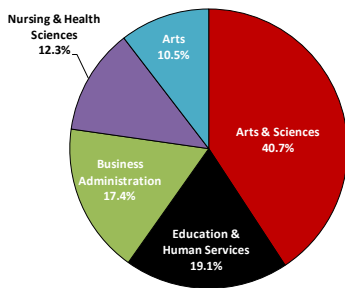


**Undergraduate Enrollment by Classification and Gender, Spring 2017**



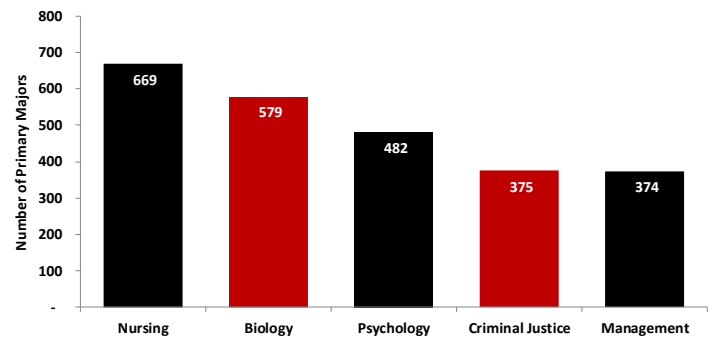
\* Includes Joint Enrolled and Transient.

**Undergraduate Students by College, Spring 2017**

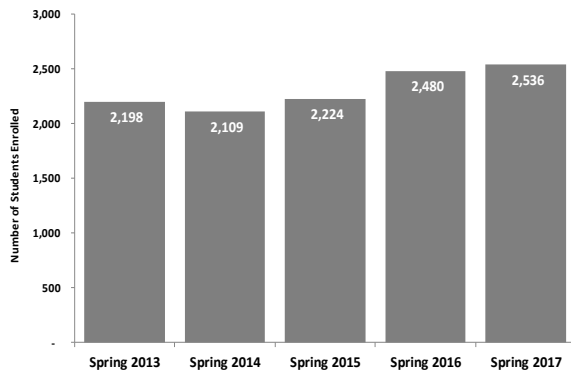


Note: The College of Arts & Sciences includes undecided majors. Pre-business students are included in Business Administration. Pre-nursing students are included in Nursing.

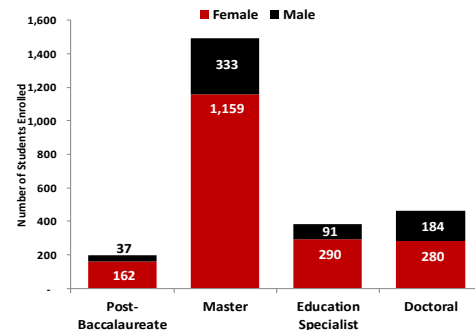
**Undergraduate Students by 5 Largest Declared Majors, Spring 2017**



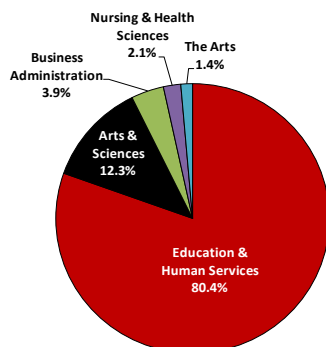
**Graduate Enrollment, Spring 2013—Spring 2017**



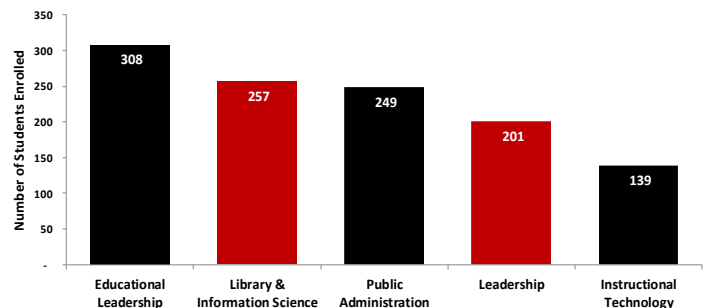
**Graduate Enrollment by Classification and Gender, Spring 2017**



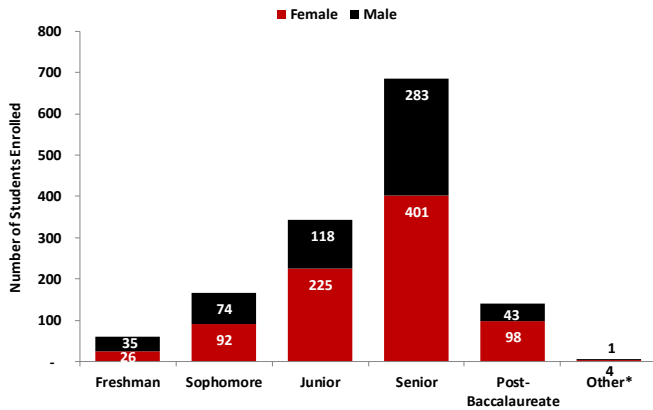
**Graduate Enrollment by College, Spring 2017**



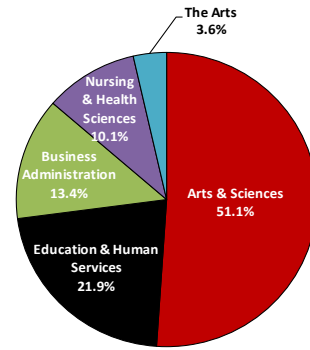
**Graduate Students by 5 Largest Declared Majors, Spring 2017**



**Undergraduate Adult Learners by Classification and Gender, Spring 2017**

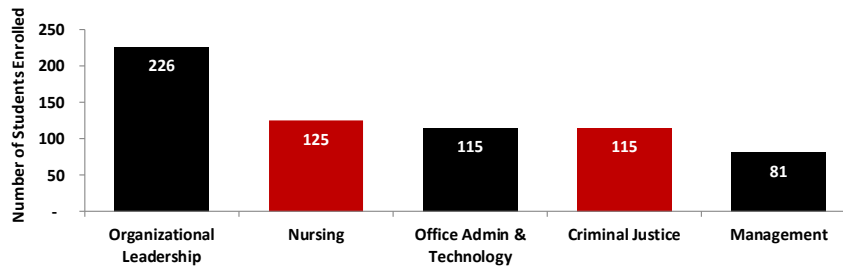


**Undergraduate Adult Learners by College, Spring 2017**

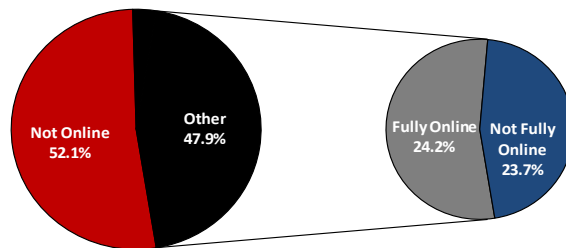


\* Includes Joint Enrolled and Transient.

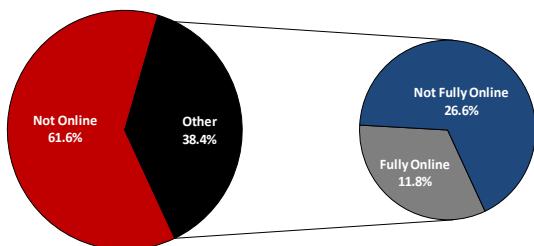
**Undergraduate Adult Learners by 5 Largest Declared Majors, Spring 2017**



**Total Enrollment for Distance Learning, Spring 2017**



**Undergraduate Enrollment for Distance Learning, Spring 2017**



**Graduate Enrollment for Distance Learning, Spring 2017**

